



FLEMING YACHTS

THE ULTIMATE CRUISING YACHT.

PRESS RELEASE

Contact: Nicky Fleming
1760 Monrovia Ave.
Suite A18
Costa Mesa, CA 92627
nicky@flemingyachts.com



Fleming 55 General Information

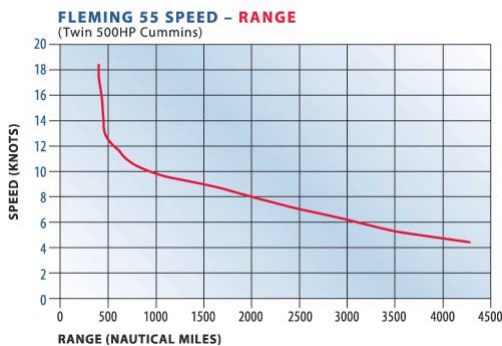
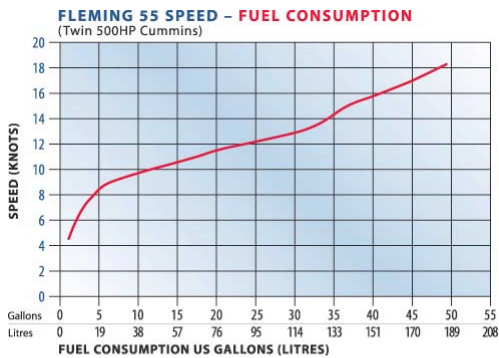
For Immediate Release – The Fleming 55 was first introduced in 1986, and since that time it has benefited from a rigorous program of evolution. There have been literally hundreds of improvements made, both big and small. While its legendary hull design remains essentially the same, today's Fleming 55 is a thoroughly modern yacht utilizing advanced technology, materials and construction methods. Among the newest features are LED interior lighting LED nav lights, which dramatically reduce current draw. In 2008 hull number 200 was launched, making it one of the most successful production yachts in history.

The Fleming 55 is a well-proven raised-pilothouse motoryacht designed for serious cruising. Her semi-displacement hull gives her great flexibility in performance. The Fleming 55 has a range of 2,000 nautical miles at 8 knots, yet she can attain a top speed of approximately 19 knots. Maximum sustained cruising speed is 17 knots where her moderate deadrise provides a comfortable ride. On long passages, Fleming owners prefer a more leisurely and economical speed of 10 knots, where the typical fuel burn is slightly more than 10 gph.

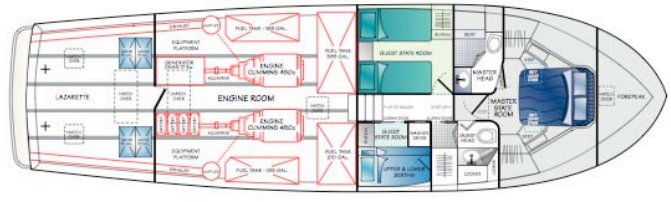
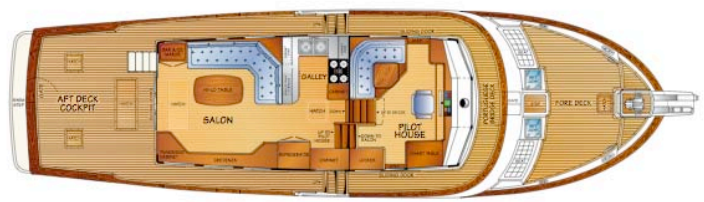
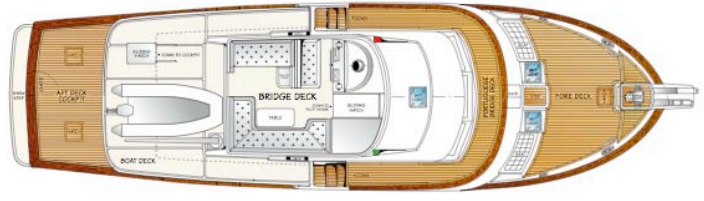
Fleming Yachts are sold through a network of authorized dealers in the United States and Europe and agents in Australia and New Zealand. For more detailed information on the Fleming 55, please visit www.flemingyachts.com.

Specifications

LOA	55' 9"	16.99m
LOA (w/swim and anchor platforms)	60' 9"	18.50m
LWL	50' 10"	15.50m
Beam	16'	4.88m
Draft	5'	1.52m
Air Draft (to top of arch)	16'	4.88m
Displacement	66,000 lbs	30,000 kg
Fuel	1000 US gal	3,880 litres
Water	300 US gal	1,135 litres



(Please see next page)



###